

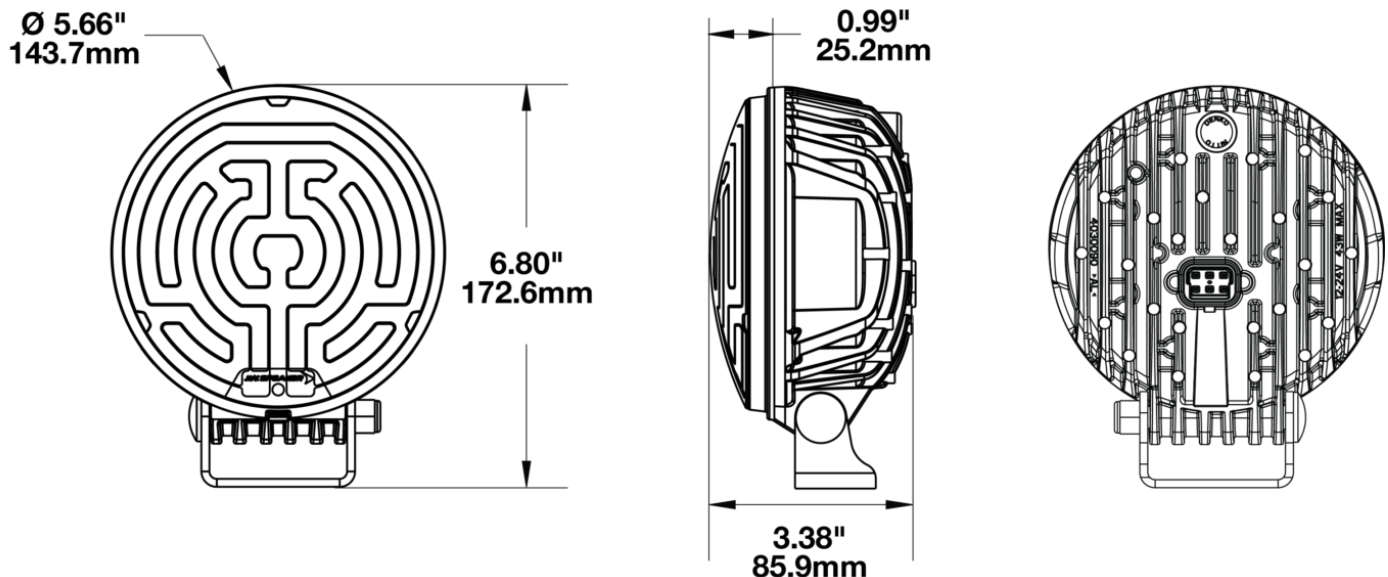
LED Headlight – Model 8633 Evolution

PRODUCT INFORMATION

| | |
|--------------------------------------|---|
| Description | 12/24V DOT/ECE LED RHT Heated Headlight w/ Turn Signal, DRL, & FP - 2 Light Kit |
| Height | 172.50 mm / 6.79 in |
| Width | 143.50 mm / 5.65 in |
| Depth | 88.20 mm / 3.47 in |
| Shape | Round |
| Outer Lens Material | Polycarbonate |
| Outer Lens Color | Clear |
| Housing Color | Black |
| Mounting Hardware Description | (x1) .375"-16 x 1.5" Pedestal |
| Product Weight | 4.80 lbs / 2.18 kgs |
| Shipping Weight | 5.81 lbs / 2.64 kgs |



PRODUCT DIMENSIONS



Print date: 2023-11-20

© 2023 J.W. Speaker Corporation • Germantown, WI U.S.A.
www.jwspeaker.com • speaker@jwspeaker.com • 262.251.6660

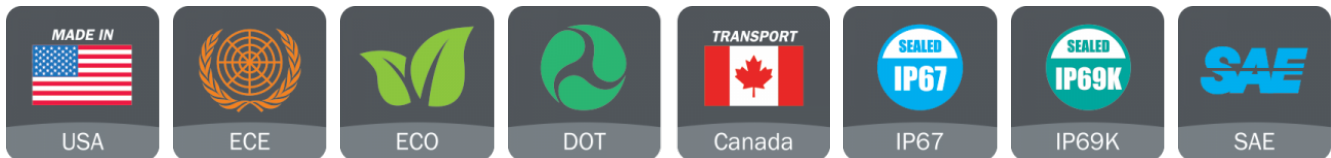
J.W. SPEAKER®
 Engineered. Lighting. Solutions.

LED Headlight – Model 8633 Evolution

ELECTRICAL SPECIFICATIONS

| | |
|----------------------|--------------------------------------|
| Input Voltage | 12/24V DC |
| Current Draw | 4.0A @ 13.5V DC (High Beam w/heater) |
| | 3.5A @ 13.5V DC (Low Beam w/heater) |
| | 2.8A @ 13.5V DC (DRL w/heater) |
| | 2.4A @ 13.5V DC (Parking w/heater) |
| | 0.6A @ 13.5V DC (Direction w/heater) |
| | 2.0A @ 28V DC (High Beam w/heater) |
| | 1.8A @ 28V DC (Low Beam w/heater) |
| | 1.4A @ 28V DC (DRL w/heater) |
| | 1.2A @ 28V DC (Parking w/heater) |
| | 0.4A @ 28V DC (Direction w/heater) |

REGULATORY STANDARDS COMPLIANCE



| | |
|-----------------------------|--|
| Buy America Standards | ECE Reg 10 |
| ECE Reg 148 - 1b | ECE Reg 148 - A |
| ECE Reg 148 - RL | ECE Reg 149 - HC |
| ECE Reg 149 - HR | Eco Friendly |
| FMVSS 108 s10.1 (Table XIX) | FMVSS 108 s10.1 (Table XVIII) |
| FMVSS 108 s7.1 (Table VI) | FMVSS 108 s7.8 (Table XIV) |
| IEC IP67 | IEC IP69K |
| SAE J2087 | SAE J222 |
| SAE J588 | Tested to ECE Reg. 10 (Radiated Emissions only) |

Print date: 2023-11-20

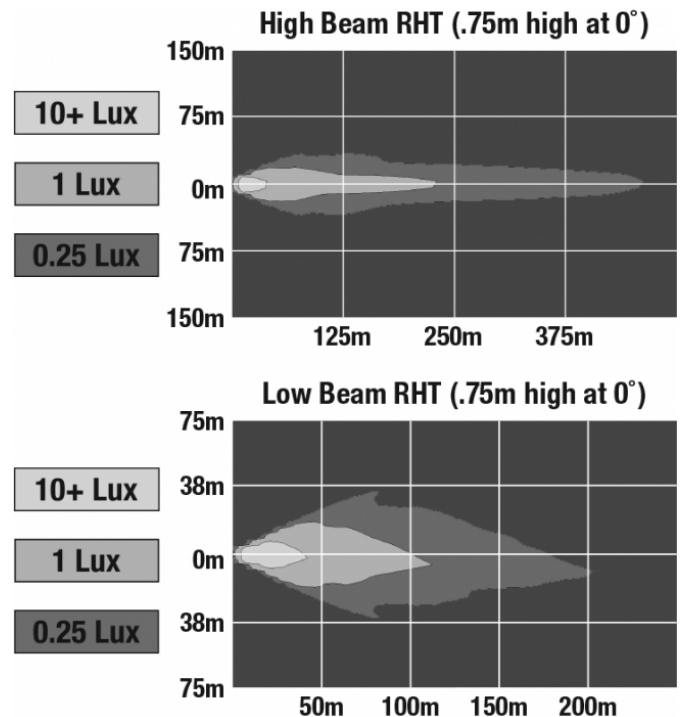
© 2023 J.W. Speaker Corporation • Germantown, WI U.S.A.
www.jwspeaker.com • speaker@jwspeaker.com • 262.251.6660

J.W. SPEAKER®
Engineered. Lighting. Solutions.

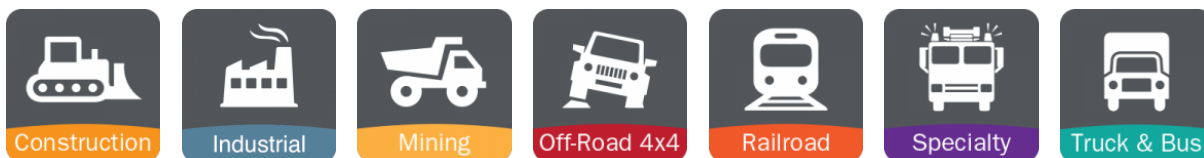
LED Headlight – Model 8633 Evolution

PHOTOMETRIC SPECIFICATIONS

| | |
|--------------------------------------|---|
| Raw Lumen Output | 2925 HB / 2025 LB |
| Effective Lumen Output | 1000 HB / 660 LB |
| Candela Output | 51000 HB / 23000 LB |
| Nominal LED Color Temperature | 5665 K |
| Beam Pattern(s) | Forward Lighting - Daytime Running Light Forward Lighting - High Beam (ECE) Forward Lighting - Low Beam (ECE Right Hand) Signalization - Front Position Signalization - Marker Signalization - Turn (Front) |



APPLICATIONS



PRODUCT WARNINGS

For California residents:

⚠ **WARNING:** Cancer and reproductive harm - www.P65Warnings.ca.gov.

⚠ **AVERTISSEMENT:** Cancer et effet nocif sur la reproduction - www.P65Warnings.ca.gov.

Print date: 2023-11-20

© 2023 J.W. Speaker Corporation • Germantown, WI U.S.A.
www.jwspeaker.com • speaker@jwspeaker.com • 262.251.6660

J.W. SPEAKER®
Engineered. Lighting. Solutions.

LED Headlight – Model 8633 Evolution

RELATED PRODUCTS



Part Number
0561301

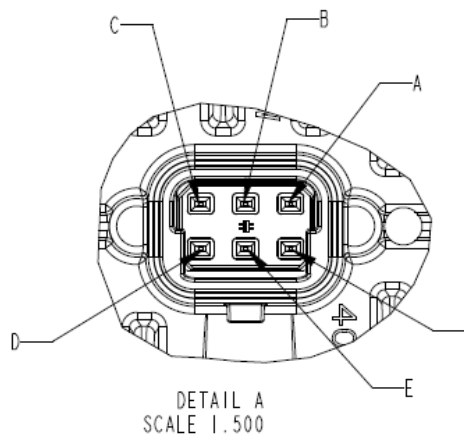
12/24V DOT/ECE LED
RHT Heated Headlight
w/ Turn Signal, DRL, &
FP



Part Number
0561313

12/24V ECE LED LHT
Heated Headlight w/
Turn Signal, DRL, & FP
- 2 Light Kit

| CONNECTOR POSITION DELPHI 12052848 | FUNCTION |
|---------------------------------------|-----------------------------|
| A | HIGH BEAM |
| B | LOW BEAM |
| C | GROUND |
| D | TURN |
| E | DRL |
| F | PARKING (FRONT POSITION) |



Print date: 2023-11-20

© 2023 J.W. Speaker Corporation • Germantown, WI U.S.A.
www.jwspeaker.com • speaker@jwspeaker.com • 262.251.6660

J.W. SPEAKER®
Engineered. Lighting. Solutions.