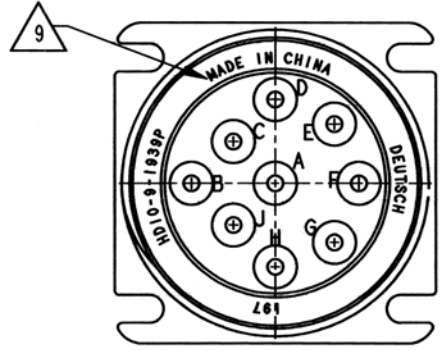
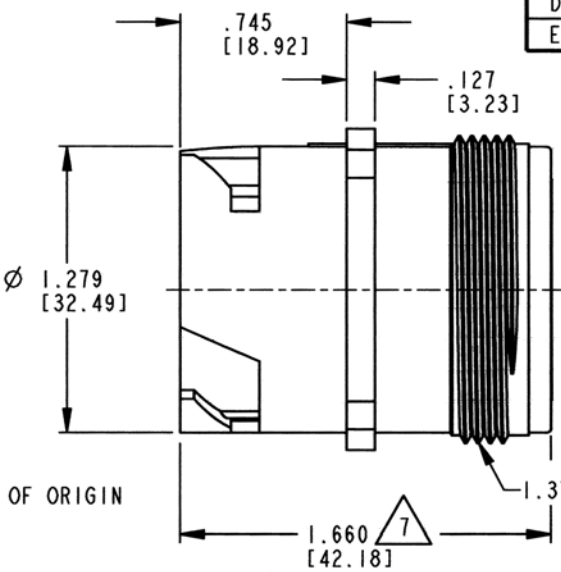
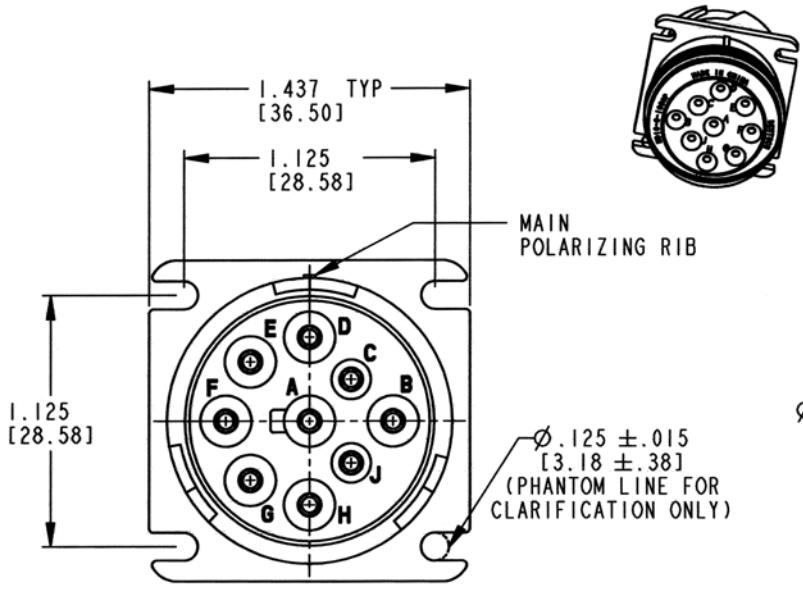
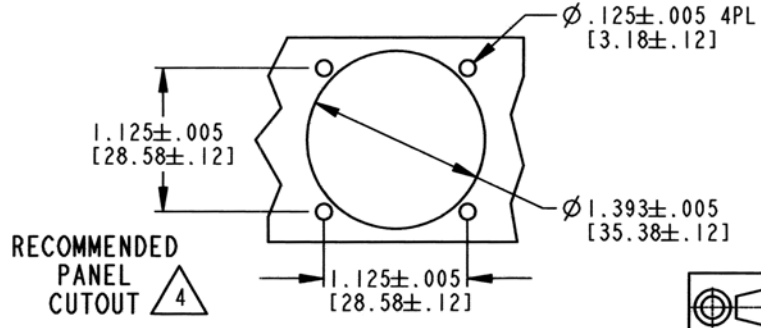


REV
E HD10-9-1939P

REVISIONS			
SYM	DESCRIPTION	DATE	APPROVED
B	REVISED PER E.O. P15730	08/21/98	R. D. R.
C	REVISED PER E.O. P16252	10/05/99	R. D. R.
D	REVISED PER E.O. P17743	12/27/02	R. D. R.
E	REVISED PER E.O. P21397	7-6-12	PR



9. MARKING OPTION: PART NUMBER, DATE CODE, 'DEUTSCH' AND COUNTRY OF ORIGIN IF OTHER THAN US. EXAMPLE: MADE IN CHINA.
8. MATERIAL: SHELL: PLASTIC; PLASTIC; SEAL: RUBBER.
7. OVERALL DIMENSION DOES NOT INCLUDE RUBBER GROMMET.
6. THIS RECEPTACLE MATES WITH HD16-9-1939S*-**** AND HD17-9-1939S*-**** PLUGS (*=SEAL TYPE, **** = ALL MODIFICATIONS).
5. FOR "PERFORMANCE AND APPLICATION CHARACTERISTICS OF SOLID/STAMPED AND FORMED CONTACTS AND WIRES," SEE ENVELOPE DRAWING 0425-015-0000. THIS RECEPTACLE USES PIN CONTACTS ONLY.
4. MAXIMUM PANEL THICKNESS IS .250 [6.35] IF MATING WITH HD17-9-1939S*-**** PLUG THE MAXIMUM PANEL THICKNESS IS .225 [5.71].
3. ALL DIMENSIONS ARE IN INCHES [MILLIMETERS]. DIMENSION TOLERANCE .025 [.63] UNLESS OTHERWISE NOTED.
2. THIS CONNECTOR SERIES WILL ACCOMMODATE THE FOLLOWING WIRE INSULATION DIAMETERS:
- | CONTACT SIZE | MINIMUM O.D. | MAXIMUM O.D. |
|--------------|--------------|--------------|
| 16 | .100 [2.54] | .150 [3.81] |
1. CONSULT FACTORY FOR ELECTRICAL AND MATERIAL SPECIFICATIONS. NOTES:



SIGNATURE & DATE	
DR	J. NORRIS 8/08/98
CHK	[Signature] 7/5/2012
PE	[Signature] 6/27/12
APPD	[Signature] 7/6/12
SCALE	NONE WT

RECEPTACLE CONNECTOR
SQUARE FLANGE
HD10 SERIES
ARR. 9-1939
COLOR: BLACK

ENVELOPE

EP	MATL. CODE
3850 INDUSTRIAL AVE. HEMET, CA 92545	
B HD10-9-1939P	
DWG SIZE	CODE 11139 SHEET OF