

1

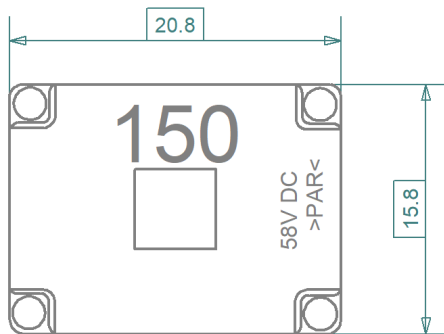
2

3

4

A


A



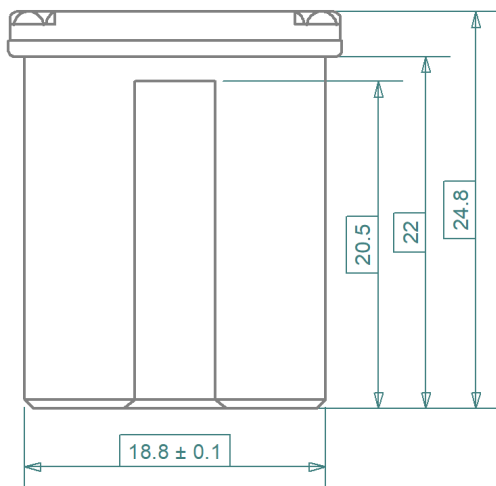
Rating [A]	Color	Volt [V]	iMaXX ref.
50	Red	58	L050ET
60	Yellow	58	L060ET
70	Brown	58	L070ET
80	Black	58	L080ET
100	Blue	58	L100ET
125	Pink	58	L125ET
150	Gray	58	L150ET

B

B

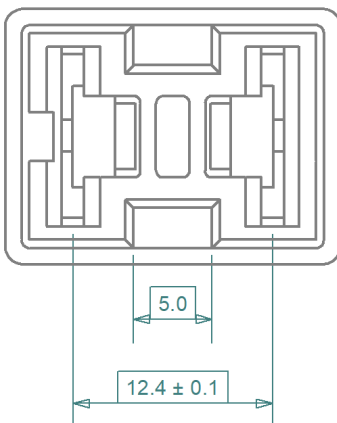


Batch code



C

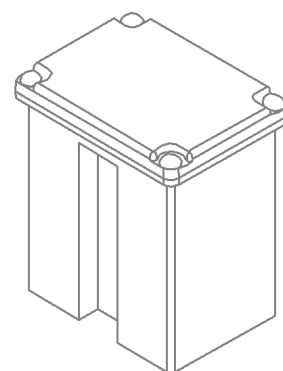
C



D

D

Materials	
Body	PA6T
Cover	PAR
Element	Cu alloy, Tin plated



3D not to scale

E

E

Revisions			Date	Appr.
Date	Type			
		Drawn	05/20	GRH
		Checked	05/20	AdH
		Standards		
		Approved	05/20	BE
		Scale	2 : 1	
		Projection		
			Tolerance	
			± 0.3 mm unless	
			otherwise noted	



Title	L-ET series, japOTO SlowBlow fuse
Drawing type	schematic
Drawing number	L-ET drawing 1
Sheet	1 of 1
Layers / Sheet	0 1 2 4 6 8 9

Sheet 01

F

F

1

2

3

4