

QL Blue/Red LED

- specific Blue / Red / Blue Arrow version of our LED worklight range
- ensures a visible sharp-edged warning signal on the floor
- for an increased safety environment



ABL

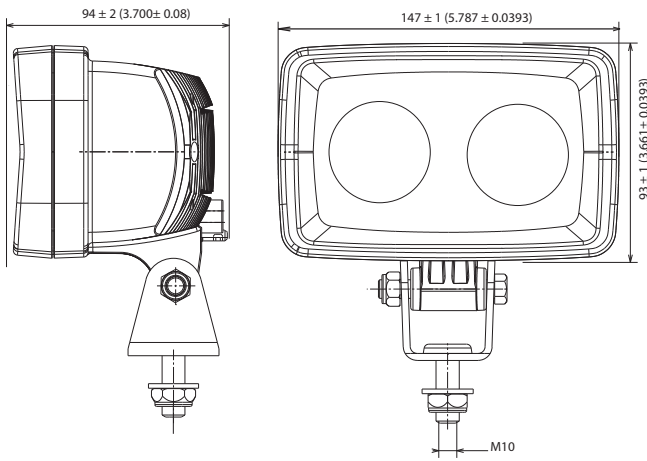
OE Approved
Heavy Duty Lighting Product



QL Blue/Red LED

The QL Blue / Red / Blue Arrow LED series work lights are designed to exceed everyday demands in all applications. This specific Blue / Red / Blue Arrow version of our LED worklight range ensures a visible sharp-edged warning signal on the floor for an increased safety environment.

Dimensions



Dimension unit in mm (10th inch)

Specifications


Bulb	LED Blue - LED Red optional
Lifetime	20 000 hours
Light pattern	Sharp-edged Spot
Consumption	7W
Voltage	Multi 12-100V
Intensity	0,3 Amp @ 24V
Weight	0,8 Kg
Vibration resistance	5 Grms, from 24Hz to 2000Hz
EMC	ISO 12 895 - CISPR 25
Load Dump	125V continuous 200V 100 ms 1800 V 50 µs
Polarity	protected against reversed polarity
Water Tightness	IP 68 - IP 69K
Operating Temp	-40°C to +85°C
Salt Spray	ISO 9227
Lens	PC lens
Warranty	20 000 operating hours or 5 years

Application



OPTIONAL

Connection



Built-in
AMP 2 ways

Built-in
DT 2 ways

Options



Double
Magnetic base

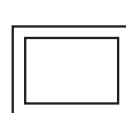


Red option

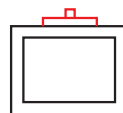


Blue Arrow option

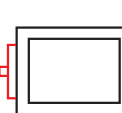
Mounting



Pedestal



Suspended



Side mount