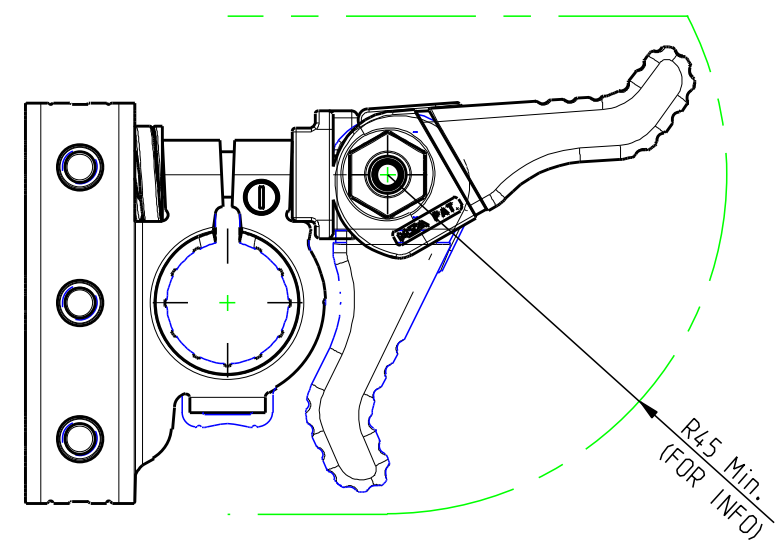


OPERATING FEATURES

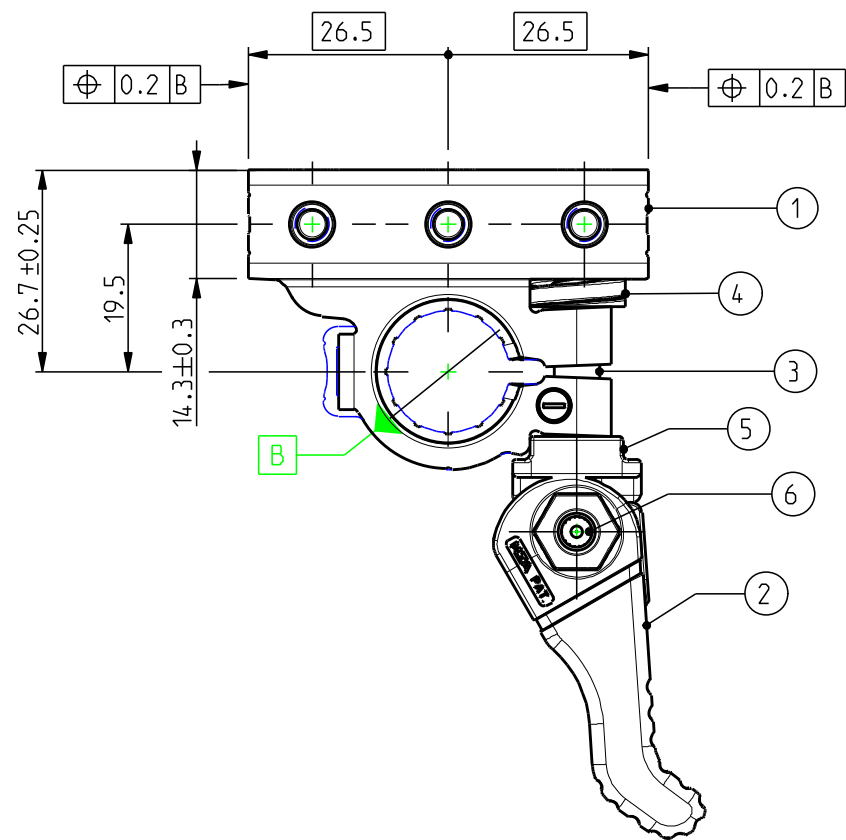
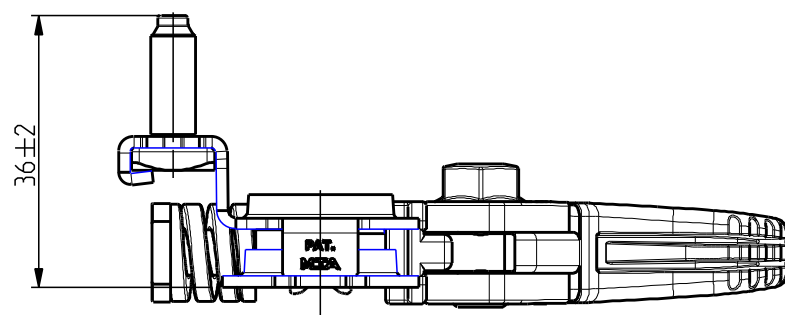
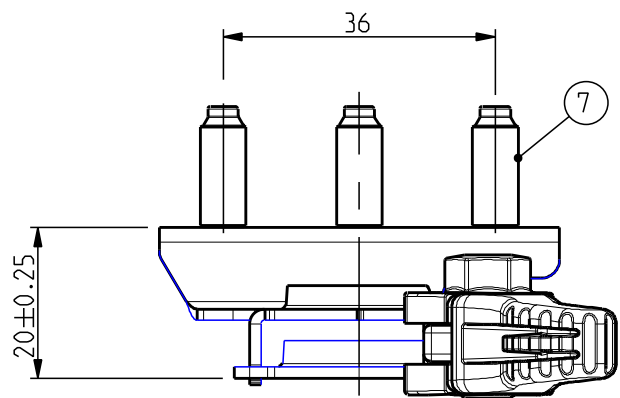
FEATURE	UNIT	VALUE
T.MIN - T.MAX	°C	-40 / +120
FLAMABILITY	UL 94	HB
SCREW TORQUE M6(Pos.7)	Nm	5.5 ±20%

OPENING/CLOSING LEVER OVERALL RAY

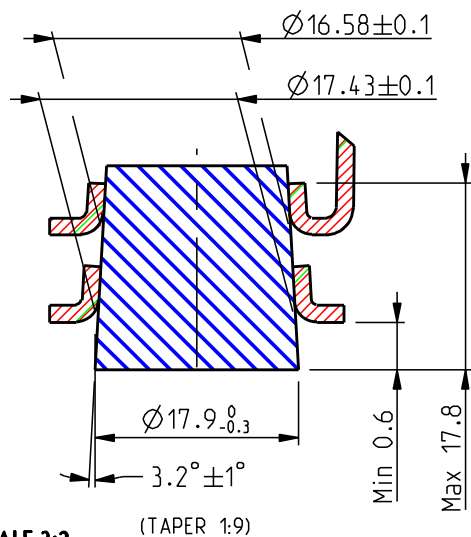
SCALE 1:1



UNCONTROLLED COPY
in case of drawing updating/revision
NO AUTOMATIC
resubmission will follow



BEST DIMENSION OF BATTERY TERMINAL POSITIONING ON BATTERY POLE (IEC NORM 60095-2 DRAFT 2000-10)



SCALE 3:2

POS.	Q.TY	DENOMINATION	MATERIAL
7	3	SCREW M6	STEEL CL. 8.8(ISO 898) Fe/Zn 7 (ISO 4042)
6	1	PIN	STEEL CL. 8.8(ISO 898) Fe/Zn 7 (ISO 4042)
5	1	SQUARE WASHER	PBT-GF40 (ISO 1043) COLOR GREY
4	1	SPRING	54SiCr6(DIN 17223) Delta Seal Delta Tone
3	1	PIVOT	STEEL CL. 8.8(ISO 898) Fe/Zn 7 (ISO 4042)
2	1	LEVER	PBT-GF40 (ISO 1043) COLOR GREY
1	1	TERMINAL	CuZn33 (ISO 1190-1) Tin Plated BLANK REEL THICKNESS 1.5.8.05



MTA P/N 1507905 Denom. BATTERY TERM. QR M666(-) SX

Draw No. B0-249.025A Used for -

Rel. Level Approved Draw for CLIENT Relevant Standard -

Draft. 14.10.03 E.ZABAGLIO 1:1 71 0.5 2 Material SEE TAB.

Chk 02.05.07 E.ZABAGLIO Coating -

PQApp 16.10.07 R.GONZALEZ A3 Dimensions in (mm) Sheet 1/1 Color SEE TAB.

App. 16.10.07 M.CORBANI

8 Dimensioning updated and note added

No. Reason for Revision Date 02.05.07 Name P.MANGINI 0+

All proprietary rights reserved by MTA S.p.A. - This drawing shall not be reproduced, or in any way utilized, for the manufacture of the component or unit herein illustrated and must not be released to other parties, without written consent. Any infringement will be legally pursued.